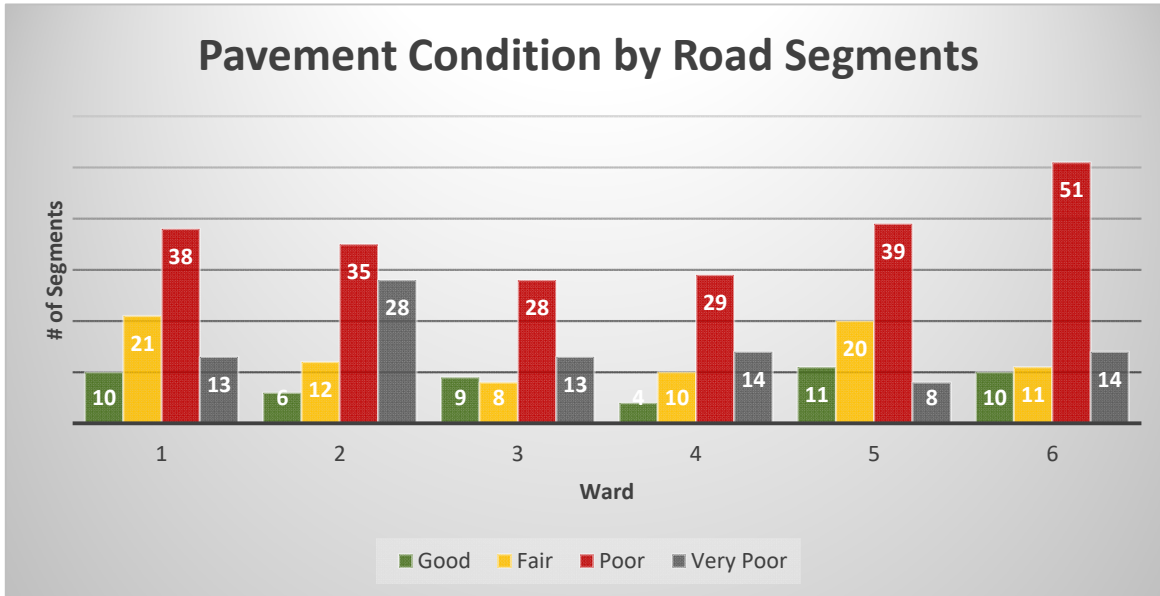


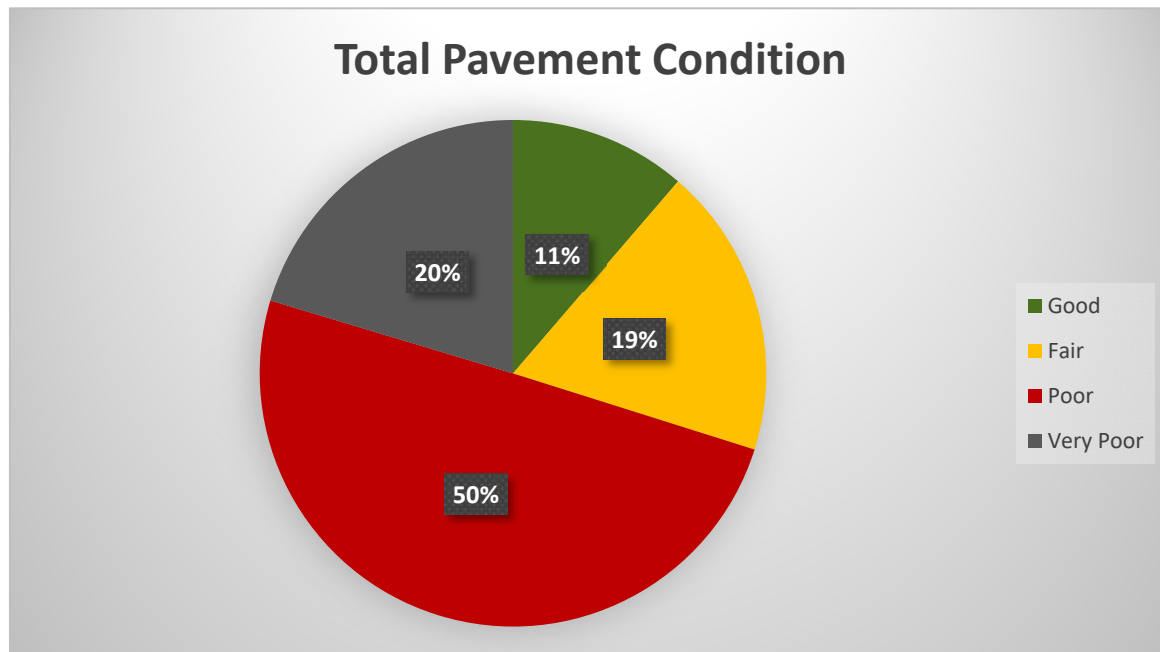
Pavement Condition by # of Segments

Ward	Good	Fair	Poor	Very Poor	Total
1	10	21	38	13	82
2	6	12	35	28	81
3	9	8	28	13	58
4	4	10	29	14	57
5	11	20	39	8	78
6	10	11	51	14	86
Total	50	82	220	90	442

Pavement Condition by Road Segments



Total Pavement Condition

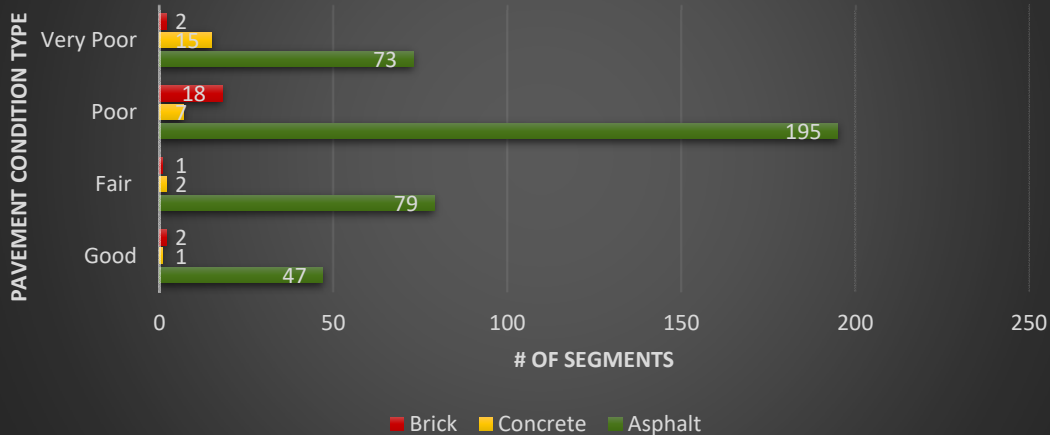


*Road segments vary in lengths.

Pavement Condition by Wearing Surface Type

	Good	Fair	Poor	Very Poor	Total	
Asphalt	47	79	195	73	394	89%
Concrete	1	2	7	15	25	6%
Brick	2	1	18	2	23	5%
Total	50	82	220	90	442	100%

Pavement Condition by Wearing Surface Type



Recommended Treatment Types (asphalt surfaces only)

No Maintenance	36	\$0/SY
Patching	20	\$0.30/SY
Crack Seal	10	\$0.75/SY
Microsurface	144	\$3.50/SY
Mill & Fill	149	\$11.75/SY
Rebuild	23	\$20/SY
Total	382	

Recommended Treatments (asphalt only)

